

# Contents

|                    |                      |    |
|--------------------|----------------------|----|
| <b>Listening 1</b> | We love what we do   | 2  |
| <b>Listening 2</b> | My favourite subject | 6  |
| <b>Listening 3</b> | Our school events    | 10 |
| <b>Listening 4</b> | Christmas shopping   | 14 |
| <b>Listening 5</b> | Home sweet home      | 18 |
| <b>Listening 6</b> | Helping at home      | 22 |
| <b>Speak up A</b>  | (Units 1–2)          | 26 |
| <b>Speak up B</b>  | (Units 3–4)          | 28 |
| <b>Speak up C</b>  | (Units 5–6)          | 30 |



# We love what we do

## Part 1A

Jenny is talking to her father about the activity she wants to do.

Listen to the conversation. Choose the best answer by blackening  the circle.

Pre-listening:

- Brief students what a form is.
- Ask students to pay attention to similar sounds.

### School activity form

**1 Name:**

- A Jenny Chan
- B Jenny Fan
- C Jenny Tan
- D Jenny Wan

**2 Class:**

- A 3A
- B 3B
- C 3C
- D 3D

**3 Activity:** ● \_\_\_\_\_

- A do ballet
- B make crafts
- C play the piano
- D play the violin

Jenny talks about three activities. Choose only the one she likes best.

**4 Date:**

- A Monday
- B Tuesday
- C Thursday
- D Friday

## Pre-listening:

- Brief students what a poem is.
- Ask students to think about what they like doing in their free time.

**Part 1B**

Jenny is reading a poem about hobbies to her mum.

Listen to the poem. Choose the best answer by blackening ● the circle.

1 What does Jenny say about hobbies? They help us \_\_\_\_\_.

- ① become strong
- ② learn things
- ③ make friends
- ④ pass time


- A ① and ②
- B ① and ④

- C ② and ③
- D ② and ④

Put a tick next to the words that you hear in the poem.

2 What DOESN'T the poem talk about?

- A
- B
- C
- D






3 How does Jenny feel?

- A angry
- B busy
- C happy
- D sleepy

**Self-assessment**

What can you do in these parts? Tick (✓).

|   |  |  |  |
|---|---|---|---|
| I can understand the conversation.        |   |   |   |
| I can complete the school activity form.  |   |   |   |
| I can understand the poem.                |   |   |   |
| I can listen for the words about hobbies. |   |   |   |

## Part 2

Jenny is talking to her friend Peter about things they like doing.

Listen to the conversation. Choose the best answer by blackening ● the circle.

1 What does Peter like playing?


- 1 the flute
- 2 the guitar
- 3 the piano
- 4 the violin
- A 1 and 2
- B 2 and 3
- C 2 and 4
- D 3 and 4

Pre-listening:

- Recap different musical instruments with students. Ask them to read aloud the instruments.
- Ask students to pay attention to the speakers' tone.

2 How does Jenny feel about the new song?

- A       B       C       D



3 What is Peter's favourite activity?

- A collecting stamps
- B playing the guitar
- C riding a scooter
- D swimming

4 Peter has swimming lessons on \_\_\_\_\_.

- A Monday
- B Tuesday
- C Friday
- D Saturday


- 5 What CAN'T Jenny do?
- A collect many stamps
  - B have swimming lessons
  - C play a song with the guitar
  - D swim fast
- 6 Who does Jenny make models with?
- A her brother
  - B her father
  - C her mother
  - D Peter

Listen carefully after 'can't'. What does 'that' refer to?

- 7 Jenny sings with her classmate \_\_\_\_\_.
- A Bonnie
  - B Connie
  - C Johnny
  - D Tony

- 8 How does Jenny feel about singing on stage?




- A       B       C       D



Pay attention to the last word Jenny says.

## Self-assessment

What can you do in this part? Tick (✓).

|   |  |  |  |
|---|---|---|---|
| I can understand the conversation.        |   |   |   |
| I can listen for the words about hobbies. |   |   |   |

# My favourite subject

Pre-listening:

- Recap the subjects with students.
- Write the structures on the board. In pairs, students ask and answer about the subjects they like and do not like. 'Why do you like \_\_\_\_? I like \_\_\_\_ because \_\_\_\_.'

## Part 1

Lucy and her cousin John are talking about their favourite subjects.

Listen to the conversation. Choose the best answer by blackening  the circle.

- What is the name of Lucy's school?
  - A Kam Tin Primary School
  - B Kan Tin Primary School
  - C Lam Tin Primary School
  - D Lan Tin Primary School
- Lucy likes Music because \_\_\_\_\_.
  - A her Music teacher is nice
  - B her Music teacher can sing well
  - C she is good at singing
  - D she likes playing the piano
- What are John's favourite subjects?
 

|  |  |
|--|--|
| <input checked="" type="radio"/> 1 English | <input checked="" type="radio"/> 3 Music       |
| <input checked="" type="radio"/> 2 Maths   | <input checked="" type="radio"/> 4 Visual Arts |
| <input checked="" type="radio"/> A 1 and 2 | <input type="radio"/> C 2 and 3                |
| <input type="radio"/> B 1 and 4            | <input type="radio"/> D 2 and 4                |
- How does Lucy feel about English and Maths?
 

|                         |                         |                         |                                    |
|-------------------------|-------------------------|-------------------------|------------------------------------|
| <input type="radio"/> A | <input type="radio"/> B | <input type="radio"/> C | <input checked="" type="radio"/> D |
|-------------------------|-------------------------|-------------------------|------------------------------------|



5 Who helps John with difficult Maths questions?

- A John's brother  
 B John's mother  
 C John's teacher  
 D John's tutor

Who is 'he/she'?

6 \_\_\_\_\_ is Lucy's brother.

- A Ben  
 B Benson  
 C Ken  
 D Kenson


7 Lucy's brother is good at \_\_\_\_\_.

- A Chinese  
 B English  
 C Maths  
 D Visual Arts

Which subject does Lucy's brother get high marks in?




8 How does Lucy feel at the end?

- A       B       C       D



## Self-assessment

What can you do in this part? Tick (✓).

|   |  |  |  |
|---|---|---|---|
| I can understand the conversation.                |   |   |   |
| I can listen for the words about school subjects. |   |   |   |

**Part 2A**

Lucy is listening to a story.

Listen to the story. Choose the best answer by blackening  the circle.

Pre-listening:

- Let students know that they will hear about a problem in the story. Ask them to pay attention to the dialogues.


1 When does Jeff have an English test?

- A Tuesday  
 B Wednesday  
 C Thursday  
 D Friday

Pay attention to the word 'tomorrow'.  
What day is it today?

2 How does Jeff feel?

- A  B  C  D



3 How many books are there in Jeff's school bag?

- A three  C five  
 B four  D six

4 Where is Jeff's English book?

- A in his bedroom  
 B in his brother's school bag  
 C in his school bag  
 D in his sister's school bag

Listen for 'in my ...'.  
Who does 'my' refer to?

5 Who can help Jeff with his test?

- A his brother  
 B his father  
 C his mother  
 D his sister




## Part 2B

Lucy is talking to her dad about different subjects.

Listen to the conversation. Choose the best answer by blackening ● the circle.




- 1 Lucy's dad thinks that \_\_\_\_\_ can help Lucy learn English.
- A listening to English songs
- B playing English online games
- C reading English comics
- D watching English cartoons
- 2 How does Lucy feel about asking questions in front of the class?
- A                       B                       C                       D



- 3 Lucy likes PE because \_\_\_\_\_.
- A her PE teacher is nice
- B she is good at playing ball games
- C she likes the PE uniform
- D she wants to be strong
- 4 What do Lucy and her dad want to do on Sunday?
- A play basketball                       C run in the park
- B read books                               D watch TV

## Self-assessment

What can you do in these parts? Tick (✓).

|   |  |  |  |
|---|---|---|---|
| I can understand the story.                               |   |   |   |
| I can understand the conversation.                        |   |   |   |
| I can listen for the words about subjects and activities. |   |   |   |

# Our school events

Pre-listening:

## Part 1A

- Recap the ordinal numbers 1st to 31st and the months January to December with students.
- Point to a date on a calendar and ask students to say the date. Elicit 'It is the ... of ...'.

Alice is talking to her classmate Sam on the phone.

Listen to the conversation. Choose the best answer by blackening  the circle.

1 Sam needs to rest for \_\_\_\_\_.

- A one day
- B two days
- C seven days
- D two weeks

1 week = 7 days

2 weeks = 14 days

2 Sports Day is on \_\_\_\_\_.

- A 10th October
- B 11th October
- C 10th November
- D 11th November

Pay attention to the date when you hear 'on the ... of ...'.

3 What time is Sports Day?

- A 1:15 p.m.–5:15 p.m.
- B 1:15 p.m.–5:30 p.m.
- C 1:30 p.m.–5:15 p.m.
- D 1:30 p.m.–5:30 p.m.

Pay attention to the time when you hear 'from ... to ...'.

4 Who can run fast?

- A Jack Fong
- B Jack Kong
- C Jack Tong
- D Jack Wong

## Part 1B

Alice is listening to a story.

Listen to the story. Choose the best answer by blackening  the circle.

1 Why is George alone?

- 1 He has no friends.  
 2 He is shy.  
 3 He is sick.  
 4 No one likes him.

- A 1 and 2  
 B 1 and 4

- C 2 and 3  
 D 3 and 4

Put a tick next to the words that you hear in the story.

2 Who is George's class teacher?

- A Miss Lam  
 B Miss Law

- C Miss Lean  
 D Miss Lim

3 What can George do at the talent show?

- A dance  
 B play the piano

- C play the violin  
 D sing a song

What is George good at?

4 How does George's teacher feel?

A

B




C

D



## Self-assessment

What can you do in these parts? Tick (✓).

|   |  |  |  |
|---|---|---|---|
| I can understand the conversation.                                |   |   |   |
| I can understand the story.                                       |   |   |   |
| I can listen for the words about school events, months and dates. |   |   |   |

**Part 2**

Pre-listening:

- Ask students to talk about what they can see and do on Open Day.

Alice's class teacher is talking to her students about Open Day.

Listen to the conversation. Choose the best answer by blackening  the circle.




1 When is Open Day?

- A 12th January  
 B 20th January  
 C 12th February  
 D 20th February

Do not mix up 'twelfth' and 'twentieth'.

2 How does Alice feel about Open Day?

- A  B  C  D



3 What can Alice make for Open Day?

Where does Alice want to put it?

- A  B  C  D



4 What can Jack and Tommy do on Open Day?

- 1 dance  
 2 draw pictures  
 3 make crafts  
 4 sing a song
- A  1 and  2  C  2 and  3  
 B  1 and  4  D  3 and  4

5 Who can show the guests around on Open Day?

- A Betty
  C Kitty  
 B Katy
  D Patty

6 Betty's \_\_\_\_\_ can come to Open Day.


- A brother
  C grandmother  
 B grandfather
  D mother

7 Who can make food with Jack?

- A Alice  
 B his mum  
 C his sister  
 D Miss Chan

Listen carefully.  
Who is 'she'?

8 What kinds of food can Jack make for Open Day?



- A 1 and 2  
 B 1 and 4  
 C 2 and 3  
 D 3 and 4

## Self-assessment

What can you do in this part? Tick (✓).

| I can understand the conversation.                             |  |  |  |
|--|--|--|--|
| I can listen for the words about preparing for a school event. |  |  |  |

# 4

## Christmas shopping

Date: \_\_\_\_\_

### Part 1A

Pre-listening:

- Recap different kinds of shops with students.
- Ask them what they can find in different shops.

Tammy and her mum are talking about what to buy for Christmas.

Listen to the conversation. Choose the best answer by blackening  the circle.

1 What do Tammy and Mum want to buy for Dad?

A



B



C

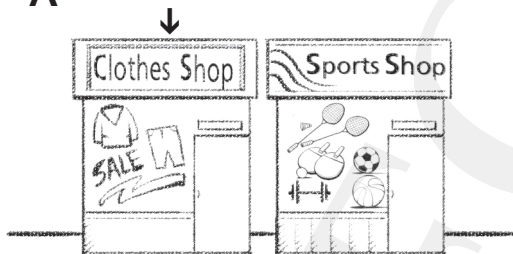


D




2 Where is the clothes shop?


A




B



C



D



3 What do Tammy and Mum want to buy for Tom?

A a blue jacket

B a pair of blue sports shoes

C a pair of yellow sports shoes

D a yellow jacket

Listen for the colour Tom likes.

4 Where can Tammy buy a doll?

A Bunny Toy Shop

C Honey Toy Shop

B Funny Toy Shop

D Sunny Toy Shop

**Part 1B**

Pre-listening:

- Ask students about the activities they like doing at Christmas.

Tammy is reading a poem about Christmas to her mum.

Listen to the poem. Choose the best answer by blackening ● the circle.

1 What does the poem talk about?

- A buying gifts
- B eating cakes
- C singing songs
- D visiting friends

2 People smile because they can \_\_\_\_\_.




- A buy a gift
- B eat food
- C get a gift
- D see some friends

3 How does the writer feel about Christmas?

- A       B       C       D

**Self-assessment**

What can you do in these parts? Tick (✓).

|  |  |  |  |
|--|---|---|---|
| I can understand the conversation.                                     |   |   |   |
| I can understand the poem.   |   |   |   |
| I can listen for the words about different shops and things they sell. |   |   |   |

## Pre-listening:

- Recap prepositions of position with students.
- Ask students to pay attention to the object pronouns in the conversation.

**Part 2**

Tammy is talking to her uncle about what to buy for her cousin.

Listen to the conversation. Choose the best answer by blackening  the circle.


1 What does Alex like doing?

- A reading                       C swimming  
 B singing                       D writing


2 What do Tammy and her uncle want to buy for Alex?

Alex has a lot of books about one topic. Listen for another topic that he likes.

A



B



C




D




3 Where is the cake shop?


A




B



C



D



4 Which cake does Alex like?

- A a banana cake                       C a chocolate cake  
 B a cheesecake                       D a strawberry cake



- 5 Alex is \_\_\_\_\_ years old soon.
- A six  C eight
- B seven  D nine

How many candles do Tammy and her uncle need?

- 6 What colours are the party hats?

- 1 blue
- 2 green
- 3 yellow
- 4 red

- A 1 and 2  C 2 and 3
- B 1 and 4  D 2 and 4

- 7 Where is the gift shop? It is in \_\_\_\_\_.

- A Kim Kim Shopping Centre
- B Kin Kin Shopping Centre
- C Tim Tim Shopping Centre
- D Tin Tin Shopping Centre




- 8 How does Tammy feel about the shopping centre?

- A  B  C  D



## Self-assessment

What can you do in this part? Tick (✓).

|  |  |  |  |
|--|---|---|---|
| I can understand the conversation.                                     |   |   |   |
| I can listen for the words about different shops and things they sell. |   |   |   |

# Home sweet home

Pre-listening:

- Ask students to think about when they have to seek permission from teachers or parents before they do certain things.
- In pairs, students practise asking for permission and answering the requests. Write the structures on the board. 'May I \_\_\_?' 'Yes, you may./No, you may not.'

## Part 1A

Tim is talking to his father.

Listen to the conversation. Choose the best answer by blackening  the circle.

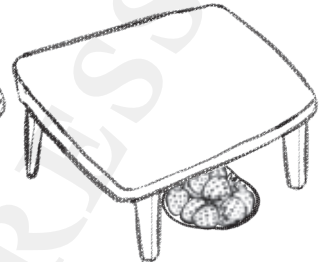

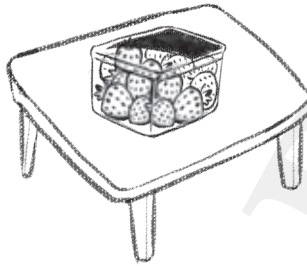

1 Where are the strawberries? Pay attention to the words 'in' and 'on' as you listen.

A

B

C

D



2 How does Tim feel?

A

B

C

D



3 Tim's dad thinks Tim is \_\_\_\_\_.

A greedy

B happy

C hungry

D polite

4 Tim's dad buys ice cream from \_\_\_\_\_ Ice Cream Shop.

A Sweet Beans

B Sweet Cream

C Sweet Dreams

D Sweet Teens

## Part 1B

Tim's grandma is sick. Tim is talking to her.

Listen to the conversation. Choose the best answer by blackening  the circle.

Pre-listening:

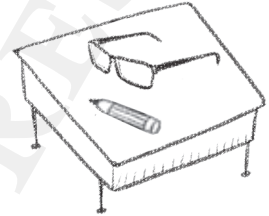


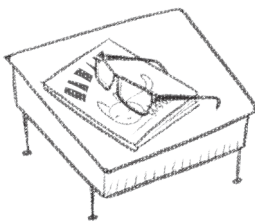
- Revise prepositions of position with students.
- Point to certain things in the classroom and ask students about their positions.

1 Tim and his grandma are talking in the \_\_\_\_\_.

- A bedroom                       C kitchen  
 B dining room                   D sitting room

2 Where are Grandma's glasses?

- A                       B                       C                       D



3 What is the name of the doctor?

- A Dr Fan  
 B Dr Kan  
 C Dr Wan  
 D Dr Yan

4 Tim has an English test on \_\_\_\_\_.

- A Monday  
 B Tuesday  
 C Wednesday  
 D Thursday

What day is today?  
What day is tomorrow?

## Self-assessment

What can you do in these parts? Tick (✓).

|  |  |  |  |
|--|--|--|--|
| I can understand the conversations.                        |  |  |  |
| I can listen for the words about rooms and things at home. |  |  |  |

## Part 2

Tim is talking to his mum in the morning.

Listen to the conversation. Choose the best answer by blackening  the circle.

Pre-listening:

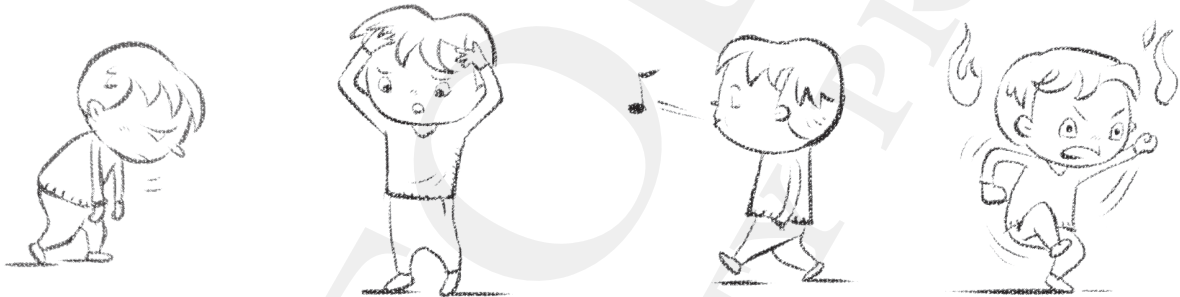
- Revise time phrases with students.
- Ask students about what they do every morning before school.

1 What time does the school bus come?

- A 7 a.m.
- B 7:30 a.m.
- C 8 a.m.
- D 8:30 a.m.


2 Tim has little time to get ready. How does he feel?

- A                       B                       C                       D



3 Where is Tim's book?

Pay attention to 'in' and 'on'.



4 Who is Tim's class teacher?




- A Miss Fong
- B Miss Kong
- C Miss Tong
- D Miss Wong

- 5 Tim needs to share his favourite book with the class. How does he feel?
- A afraid
  - B excited
  - C happy
  - D sad
- 6 Tim wants to go to Peter's home because he wants to \_\_\_\_\_.
- A cook with Peter
  - B join Peter's birthday party
  - C play online games with Peter
  - D study with Peter
- 7 What can Tim do in the sitting room at Peter's home?
- 1 do revision
  - 2 make crafts
  - 3 play card games
  - 4 watch films
- A 1 and 2                       C 2 and 3
- B 1 and 4                       D 3 and 4
- 8 What does Tim want to bring to Peter's home?
- A a cake
  - B a present
  - C some biscuits
  - D some sweets

Put a tick next to the words that you hear in the conversation.

## Self-assessment

What can you do in this part? Tick (✓).

|   |  |  |  |
|---|---|---|---|
| I can understand the conversation.              |   |   |   |
| I can listen for the words about rooms at home. |   |   |   |

# Helping at home

## Part 1A

### Pre-listening:


- Recap different housework with students.
- Ask them what they can do to help their family members at home.

Miss Wong is asking Jeff and his classmates about the housework they do.

Listen to the conversation. Choose the best answer by blackening  the circle.

- Where does Jeff's dad put his plants?
  - A in his bedroom
  - B in the bathroom
  - C in the dining room
  - D in the sitting room
- Sammy's \_\_\_\_\_ cooks for her family every day.
  - A brother
  - B father
  - C mother
  - D sister
- How does Fred feel about doing housework?
  - A
  - B
  - C
  - D

Does Fred do housework every day?



- What does Miss Wong ask Fred to do at home?
  - A ① and ②
  - B ① and ④
  - C ② and ③
  - D ③ and ④

## Part 1B

Jeff is talking to his mum.

Listen to the conversation. Choose the best answer by blackening  the circle.

1 What is the name of Jeff's dog?

- A Bobo**
 **C Jojo**  
 **B Coco**
 **D Momo**

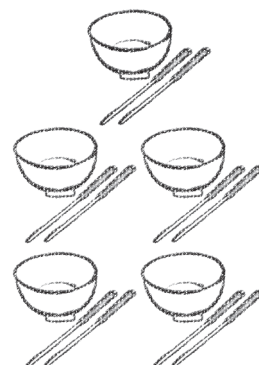
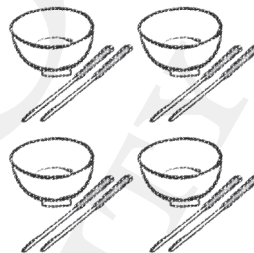
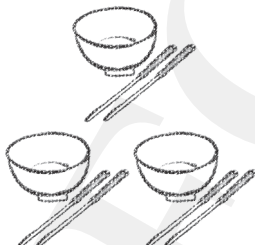
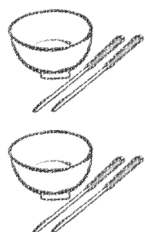
2 What does Jeff's dog like?

- A fruit**
 **C meat**  
 **B juice**
 **D vegetables**

Do not mix up the food or drink that Jeff's dog likes and does not like.

3 What does Jeff need?

- A**
 **B**
 **C**
 **D**






4 What kinds of fruit does Jeff's grandma like?

- 1 apples**
 **3 oranges**  
 **2 bananas**
 **4 strawberries**  
 **A 1 and 2**
 **C 2 and 3**  
 **B 1 and 4**
 **D 3 and 4**

## Self-assessment

What can you do in these parts? Tick (✓).

|   |  |  |  |
|---|---|---|---|
| I can understand the conversations.         |   |   |   |
| I can listen for the words about housework. |   |   |   |

## Part 2

Jeff is listening to a story.

Pre-listening:

• Ask students about the things they do to prepare for Chinese New Year.

Listen to the story. Choose the best answer by blackening ● the circle.

1 How does Bella feel about doing housework?

A

B

C

D



2 What can Bella's dad do?

1 clean the windows

3 wash the dishes

2 dust the shelves

4 water the plants

A 1 and 2

C 2 and 3


B 1 and 4

D 3 and 4

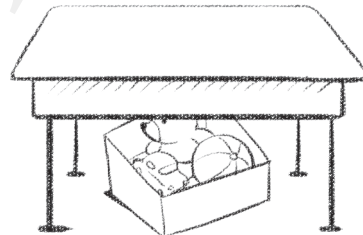
3 Where can Bella put her toys?

Listen for the words 'in' and 'under'.


A




B



C



D



4 Bella sees some clothes on her bed. What does she do?

A folds the clothes

C puts them in the cupboard

B puts on the clothes

D washes the clothes




5 Mum wants to go to the sweet shop to \_\_\_\_\_.

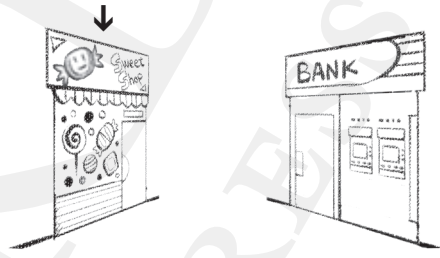
- A buy some sweets for Bella
- B buy some sweets for Bella's friends
- C make dessert with some sweets
- D meet her friend

6 Where is the sweet shop?


A




B



C



D



7 Who does Bella want to meet?

- A Benny
- B Henry
- C Kenny
- D Penny




Who is in Hong Kong at Chinese New Year?

8 Bella puts up red paper on \_\_\_\_\_.

- A the door in her bedroom
- B the wall in her bedroom
- C the wall in the dining room
- D the wall in the sitting room

## Self-assessment

What can you do in this part? Tick (✓).

|   |  |  |  |
|---|---|---|---|
| I can understand the conversation.          |   |   |   |
| I can listen for the words about housework. |   |   |   |



# Speak up A

## Part 1: Reading aloud

Read the following text aloud.

Pay attention to students' pronunciation. Make sure they pronounce *-ing* in the gerunds.

### My favourite subject

My favourite subject is Visual Arts. I like it because I am good at drawing pictures and making crafts. I can make animals with paper. I do not like dancing or singing.

Go through the conversation with students. In pairs, ask them to take turns in asking and answering the questions.

## Part 2: Expression of personal experiences

You want to know about your partner's favourite subjects and hobbies. In pairs, ask and answer questions about them.

What's your favourite subject?

My favourite subject is ...

Why do you like it?

I like it because I'm good at ...

When do you have this lesson?

I have this lesson on ...

What do you like doing in your free time?

I like ...

Why do you like it/them?

I like ... because ...



Date: \_\_\_\_\_  
 Ask students to pay attention to the details in the picture. Remind students that they should talk about the people one by one and they may talk about their actions, appearances, feelings, etc. Provide vocabulary if necessary.

### Part 3: Picture description

Here is a picture of a classroom. Study the picture and talk about it with your partner.






What lesson are the students having?  
 What's the teacher doing?  
 What can you see on the teacher's desk?  
 What's this boy/girl doing?  
 What does the boy/girl like doing?

They're having ...  
 She's ...  
 There's ...  
 He/She's ...  
 He/She likes ...



### Peer assessment

What can you do in this unit? Ask your partner to tick (✓).

|   |  |  |  |
|---|---|---|---|
| My partner can read aloud the text correctly.                             |   |   |   |
| My partner can talk about his/her favourite subjects and hobbies with me. |   |   |   |
| My partner can talk about the picture of a classroom with me.             |   |   |   |



# Speak up B

Date: \_\_\_\_\_

## Part 1: Reading aloud

Read the following text aloud.

Pay attention to students' intonation. They should apply a rising tone when they see an exclamation mark and a falling tone when they see a full stop.

### Christmas shopping

Christmas is coming. People buy gifts for their families and friends. Some people buy Christmas cards from gift shops. Some people buy new clothes from clothes shops. I buy toys in a toy shop with my parents. I love Christmas!

## Part 2: Expression of personal experiences

Go through the conversation with students. In pairs, ask students to take turns in asking and answering the questions.

You want to know what your partner wants to buy for his/her family and friends at Christmas. In pairs, ask and answer questions about it.

How many Christmas gifts do you want to buy?

Who do you want to buy Christmas gifts for?

What does your mum like?  
Where can you buy it for her?

What do you want to buy for your dad? Where can you buy it?

What Christmas gifts do you want? Why?

I want to buy ...

I want to buy Christmas gifts for ...

My mum likes ...  
I can buy it in a ...

I want to buy ... for my dad. I can ...


I want ... because ...



### Part 3: Picture description

Ask students to pay attention to the details in the pictures. Provide vocabulary and help them make complete sentences if necessary.

Here are some pictures of a school event. Study the pictures and talk about them with your partner.



Look at Picture 1. What school event is it?

When's this event?

Look at Picture 2. Where's the Christmas tree?

Where are the Christmas gifts?

Look at Picture 3. What are the children doing?

Look at Picture 4. How do the girls feel?

It's ...

It's on...

It's ...




They're ...

They're ...

They're ...

## Peer assessment

What can you do in this unit? Ask your partner to tick (✓).

|  |  |  |  |
|--|---|---|---|
| My partner can read aloud the text correctly.                      |   |   |   |
| My partner can talk about Christmas shopping with me.              |   |   |   |
| My partner can talk about some pictures of a school event with me. |   |   |   |



# Speak up C

## Part 1: Reading aloud

Read the following text aloud.

Pay attention to students' intonation. They should apply a rising tone when they see an exclamation mark and a falling tone when they see a full stop.

**Helping at home**

My mum is good at cooking. She makes yummy food for us. My dad likes plants. He waters the plants every day. I can make the bed. I can sweep the floor too. I like doing housework!

## Part 2: Expression of personal experiences

Go through the conversation with students. In pairs, ask them to take turns in asking and answering the questions.

You want to know about the housework your partner does. In pairs, ask and answer questions about it.

How can you help at home?

I can ... I can ... too.

Why do you want to help at home?

I want to help at home because ...

Who can cook for your family?

... can ...

When do you do housework?

I do housework ...

Do you enjoy doing housework?  
Why or why not?


I enjoy/don't enjoy ... because ...



Ask students to pay attention to the details in the pictures. Tell them that they can talk about people's facial expression and think about how they feel. Provide vocabulary and help them make complete sentences if necessary.

### Part 3: Picture description

Here are some pictures of a family at home. Study the pictures and talk about them with your partner.



Look at Picture 1. Where's the TV?  
 Look at the boy. What does he say?  
 Look at Picture 2. Who can set the table?  
 Look at Picture 3. How can Dad help at home?  
 Look at Picture 4. What can Mum do?

It's ...  
 He says ...  
 ... can ...  
 He can ...  
 She can ... She can ... too.



### Peer assessment

What can you do in this unit? Ask your partner to tick (✓).

| My partner can read aloud the text correctly.                |  |  |  |
|--|--|--|--|
| My partner can talk about housework with me.                 |  |  |  |
| My partner can talk about some pictures of a family with me. |  |  |  |

**OXFORD**

UNIVERSITY PRESS

Oxford University Press is a department of the University of Oxford. It furthers the University's objective of excellence in research, scholarship, and education by publishing worldwide. Oxford is a registered trade mark of Oxford University Press in the UK and in certain other countries

Published in Hong Kong by  
Oxford University Press (China) Limited  
39th Floor, One Kowloon, 1 Wang Yuen Street, Kowloon Bay,  
Hong Kong

© Oxford University Press (China) Limited 2017

First Edition published in 2017

All rights reserved. No part of this publication may be reproduced, stored in a retrieval system, or transmitted, in any form or by any means, without the prior permission in writing of Oxford University Press (China) Limited, or as expressly permitted by law, by licence, or under terms agreed with the appropriate reprographics rights organization. Enquiries concerning reproduction outside the scope of the above should be sent to the Rights Department, Oxford University Press (China) Limited, at the address above

You must not circulate this work in any other form  
and you must impose this same condition on any acquirer

Illustrated by Wildman

ISBN: 978-0-19-047547-5

1 3 5 7 9 10 8 6 4 2

Teacher's Edition

ISBN: 978-0-19-047559-8

1 3 5 7 9 10 8 6 4 2